
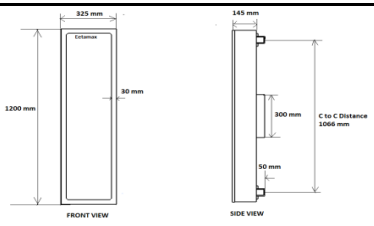

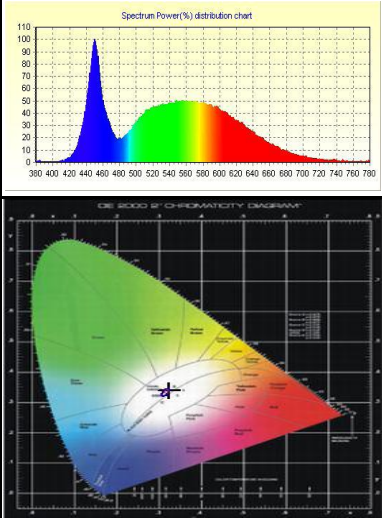
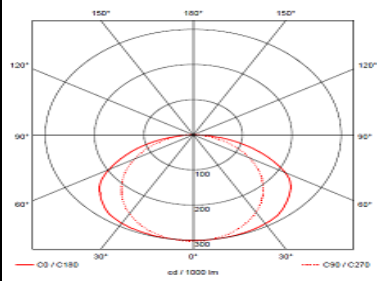


MODEL NAME
EELS 100W 4X1 Linear HB

Characteristic		Parameters		
MECHANICAL SPECIFICATION	Fixture Housing	M.S powder coated housing with aluminium sheet (heat sink)	PRODUCT IMAGE	
	Fixture Dimension	1200 mm X 325 mm X 145 mm		
	Diffuser Closure	Polystyrene Diffuser		
	Weight	8.2 Kg		
	IP Standard	IP40		
LUMINARIES	Total Wattage	100 Watts	SCHEMATIC IMAGE	
	Initial Lumen	10500 Lumen		
	Luminaire Efficacy (Lm/Watt)	105 Lm/W	THERMAL IMAGE	
	Life	50,000 Burning Hours		
	Starting Time	Rapid (0.2 sec)		
	Operating Temperature	From 0° to +60° C		
LED DRIVER	Type of Driver	Constant Current (CC)	LED SPECTRUM	
	Input Voltage Range	150 VAC ~ 265 VAC		
	Frequency Range	50 Hz		
	Power factor	> 0.98		
	Total Harmonic Distortion	< 10 %		
	Surge Protection	3.75 Kv		
	Protection	Surge Protection, Output short circuit protection, Over load Protection, Over Voltage Protection		
LED LAMP	Light Source	SMD LED	LIGHT DISTRIBUTION	
	Lamp Efficacy	> 150 Lm/W		
	Colour Temperature	3000 K - 6500 K		
	CRI	> 80		
	Certification/Report	LM80 / Photo Bio.Test		
OPTICS	Identification Feature	Unique Serial No. Printed on each Lamp		
	Beam Angle	120°		
	Optics Type	Milky Diffuser for Glare Free Symmetric Light Distribution		
	MOC of Optics	Polystyrene Sheet		

APPLICATION

The luminaire can be used for lighting in engineering, pharmaceutical, food industries, etc