



# Eetamax Energy Efficient Lighting Systems

## PRODUCT TECHNICAL DATASHEET



MODEL NAME

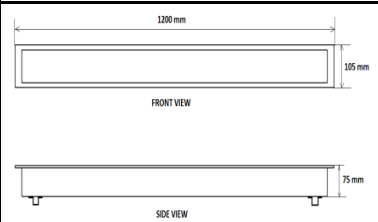
**EELS 50W 4ft Channel TG**

Characteristic		Parameters	
MECHANICAL SPECIFICATION	Fixture Housing	Fitting housing in Sheet Steel with Powder Coating	
	Fixture Dimension	1200 mm X 105 mm X 75 mm	
	Diffuser Closure	Clear Polycarbonate/ Toughened glass	
	Weight	3.6 Kg	
	IP Standard	IP40	
LUMINARIES	Total Wattage	50 Watts	
	Initial Lumen	5750 Lumen	
	Luminaire Efficacy (Lm/Watt)	115 Lm/W	
	Life	50,000 Burning Hours	
	Starting Time	Rapid (0.2 sec)	
	Operating Temperature	From 0° to +60° C	
LED DRIVER	Type of Driver	Constant Current (CC)	
	Input Voltage Range	150 VAC ~ 265 VAC	
	Frequency Range	50 Hz	
	Power factor	> 0.98	
	Total Harmonic Distortion	< 10 %	
	Surge Protection	3.75 Kv	
	Protection	Surge Protection, Output short circuit protection, Over load Protection, Over Voltage Protection	
LED LAMP	Light Source	SMD LED	
	Lamp Efficacy	> 150 Lm/W	
	Colour Temperature	3000 K - 6500 K	
	CRI	> 80	
	Certification/Report	LM80 / Photo Bio.Test	
	Identification Feature	Unique Serial No.Printed on each Lamp	
OPTICS	Beam Angle	120°	
	Optics Type	Clear Polycarbonate for glare symmetric light distribution	
MOC of Optics	Clear Polycarbonate Cover		

PRODUCT IMAGE



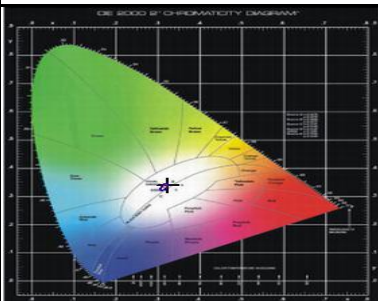
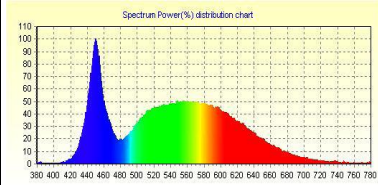
SCHEMATIC IMAGE



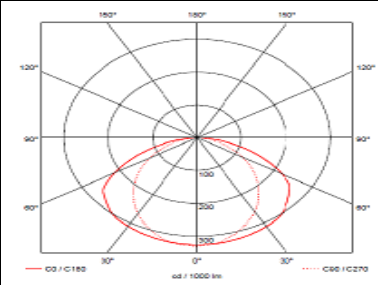
THERMAL IMAGE



LED SPECTRUM



LIGHT DISTRIBUTION



APPLICATION

The luminaire can be used for lighting in Offices, Commercial Showrooms, Hotels, Institutes etc

