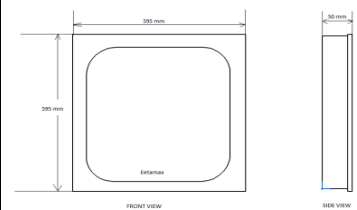
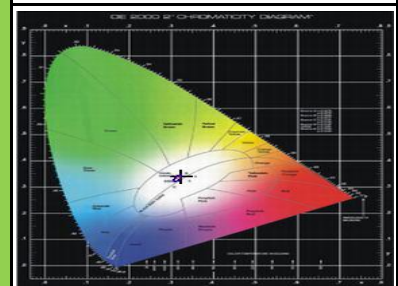
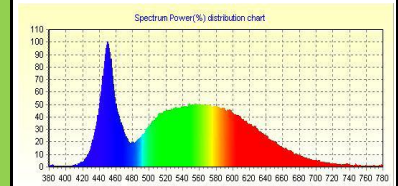


MODEL NAME
EELS 60W 2X2 Surface PNL

| Characteristic | | Parameters | |
|---------------------------------|-------------------------------------|--|--|
| MECHANICAL SPECIFICATION | Fixture Housing | Fitting Housing in Sheet Steel with Powder Coating | |
| | Fixture Dimension | 595 mm X 595 mm X 50 mm | |
| | Diffuser Closure | Milky Diffuser | |
| | Weight | 3.9 Kg | |
| | IP Standard | IP40 | |
| LUMINARIES | Total Wattage | 60 Watts | |
| | Initial Lumen | 6600 Lumen | |
| | Luminaire Efficacy (Lm/Watt) | 110 Lm/W | |
| | Life | 50,000 Burning Hours | |
| | Starting Time | Rapid (0.2 sec) | |
| | Operating Temperature | From 0 to +60° C | |
| LED DRIVER | Type of Driver | Constant Current (CC) | |
| | Input Voltage Range | 150 VAC ~ 265 VAC | |
| | Frequency Range | 50 Hz | |
| | Power factor | > 0.98 | |
| | Total Harmonic Distortion | < 10 % | |
| | Surge Protection | 3.75 Kv | |
| | Protection | Surge Protection, Output Short Circuit Protection, Over Load Protection, Over Voltage Protection | |
| LED LAMP | Light Source | SMD LED | |
| | Lamp Efficacy | > 150 Lm/W | |
| | Colour Temperature | 3000 K - 6500 K | |
| | CRI | > 80 | |
| | Certification/Report | LM80 / Photo Bio.Test | |
| | Identification Feature | Unique Serial No.Printed on each Lamp | |
| OPTICS | Beam Angle | 120° | |
| | Optics Type | Polystyrene Cover for Glare-Free Wide Light Distribution. | |
| MOC of Optics | Polystyrene Cover | | |
| APPLICATION | | The luminaire can be used for lighting in Offices, Commercial Showrooms, Hotels, Institutes etc | |

PRODUCT IMAGE

SCHEMATIC IMAGE

THERMAL IMAGE

LED SPECTRUM

LIGHT DISTRIBUTION
